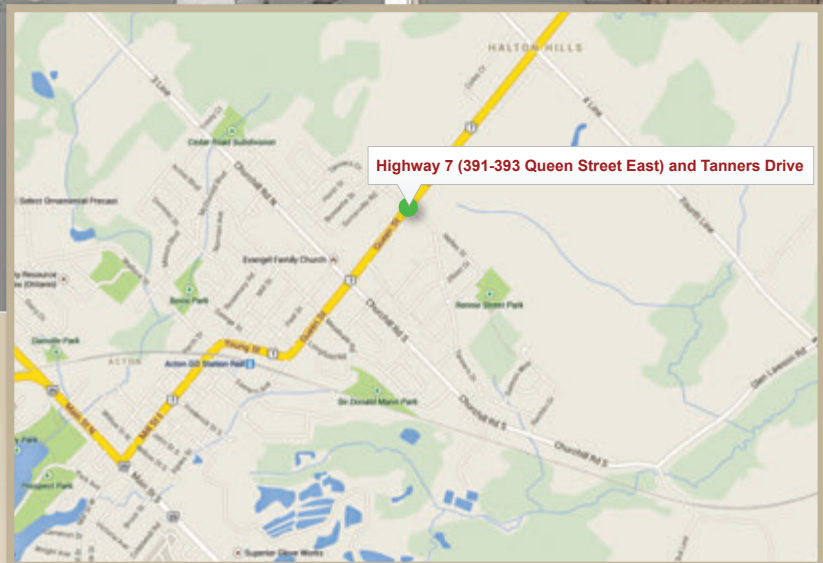



# Prime Retail Plaza For Lease - NEW Development Honeyfield Plaza, Acton, Ontario Highway 7 (391-393 Queen Street East) & Tanners Drive, Acton



**Michael Pearlman**  
Vice President,  
Sales Representative  
**(416) 567-5101**  
pearlmanmichael@gmail.com



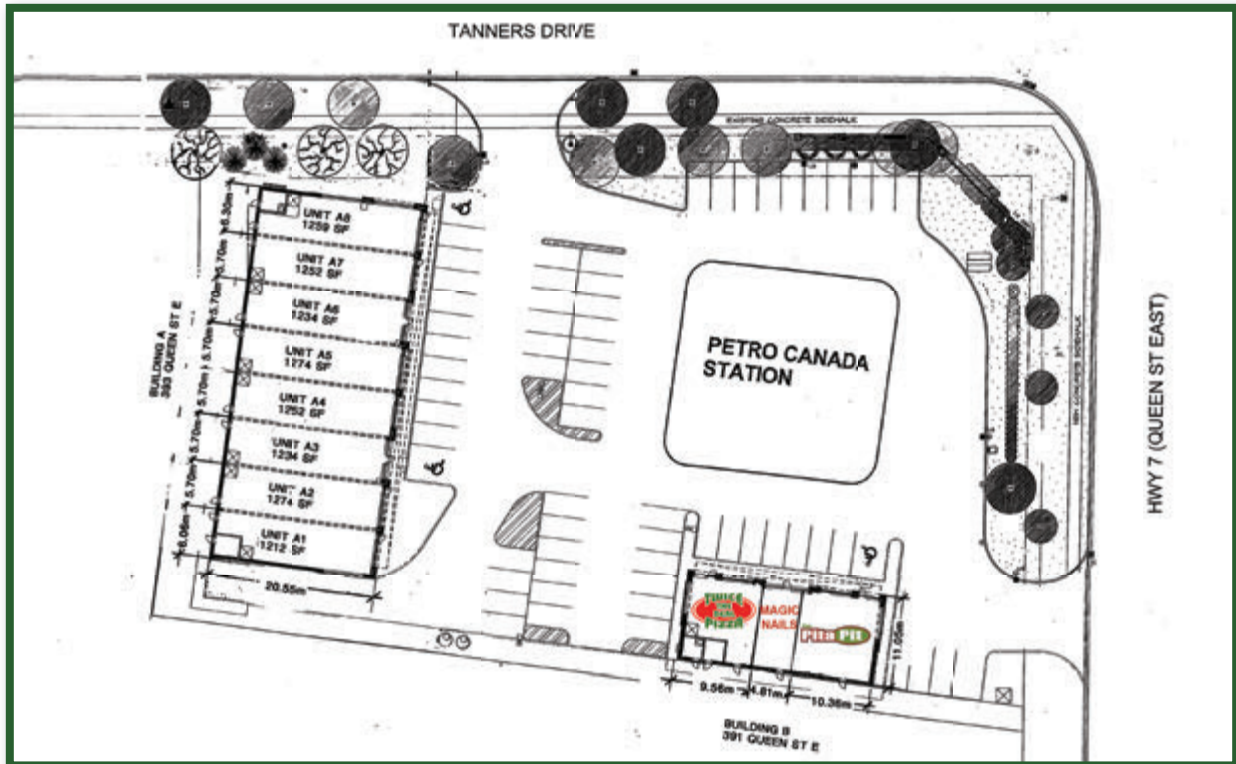
**Goudy Real Estate Corp.**  
Real Estate Brokerage  
Commercial Real Estate  
Sales & Leasing

505 Hood Rd., Unit 20, Markham, ON L3R 5V6 | **(905) 477-3000**

The information contained herein has been provided to Goudy Real Estate Corp. by others. We do not warrant its accuracy. You are advised to independently verify the information prior to submitting an Offer and to provide for sufficient due diligence in an offer. The information contained herein may change from time to time without notice. The property may be withdrawn from the market at any time without notice.

# HONEYFIELD PLAZA, ACTON

## Site Plan and Details



### Description:

Honeyfield Plaza is located on the northwest corner of Highway 7 (Queen Street East) and Tanners Drive in Acton.

Once complete the centre will include approximately 12,700sf of Retail not including the adjacent new format Petro Canada station on site.

Building B is now completed. Building A is tentatively planned for a Fall 2019 delivery and will have approximately 10,000sf of GLA.

The property is located directly across the street from the newly built Acton Community Centre/Hockey Arena.

### Details:

- Located on Highway 7 (Queen Street East), Acton's primary artery connecting to Georgetown to the east and Guelph to the west.
- Development is located in the Acton Highway 7 east retail node that includes Sobey's, No Frills, Rexall, McDonalds and RBC along with several other national retailers located in close proximity to the subject property.
- Located adjacent to several hundred newer homes built.
- Building B is now leased with Pita Pit and Twice the Deal Pizza (Division of Gino's) now open, and Magic Nails.
- Building A Units range in size from approximately 1,280sf to 10,000sf
- Units in Building A start at \$27.00sf triple net
- Additional: Operating Costs estimated at \$3.90sf + property taxes estimated at \$9.75sf



# HONEYFIELD PLAZA, ACTON

## Demographics

2013 Demographic Snapshot	Acton, ON		Hwy 7 & Tanner Dr, Acton, ON 5 kilometer ring		Hwy 7 & Tanner Dr, Acton, ON 10 kilometer ring	
		%		%		%
<b>Total Population</b>						
2008 estimated	9,941		13,198		43,420	
2013 estimated	10,086		13,412		44,378	
2018 projected	10,508		14,190		47,915	
% Pop. Change (2008-2013)	1.5%		1.6%		2.2%	
% Pop. Change (2013-2018)	4.2%		5.8%		8.0%	
<b>2013 Total Population by Age</b>	<b>10,086</b>		<b>13,412</b>		<b>44,378</b>	
0 to 4 years	593	5.9%	752	5.6%	2,169	4.9%
5 to 19 years	2,127	21.1%	2,852	21.3%	9,066	20.4%
20 to 24 years	556	5.5%	756	5.6%	2,671	6.0%
25 to 34 years	1,105	11.0%	1,383	10.3%	4,419	10.0%
35 to 44 years	1,659	16.4%	2,124	15.8%	6,615	14.9%
45 to 54 years	1,670	16.6%	2,320	17.3%	7,913	17.8%
55 to 64 years	1,153	11.4%	1,565	11.7%	5,354	12.1%
65 to 74 years	755	7.5%	1,060	7.9%	3,707	8.4%
75 years & over	469	5%	600	4%	2,464	6%
<b>Median Age</b>	39.4		40.1		41.3	
<b>2013 Total Census Families</b>	<b>2,807</b>		<b>3,715</b>		<b>12,269</b>	
Average Persons Per Family	3.2		3.2		3.1	
Total Couples	2,414	86.0%	3,259	87.7%	10,672	87.0%
Without children at home	894	31.9%	1,201	32.3%	4,160	33.9%
With children at home	1,520	54.2%	2,058	55.4%	6,512	53.1%
Lone-parent families	393	14.0%	456	12.3%	1,597	13.0%
Children Per Census Family	1.2		1.2		1.2	
<b>2013 Educational Attainment (15 years+)</b>	<b>8,007</b>		<b>10,661</b>		<b>35,305</b>	
Less than a bachelor degree	6,889	86.0%	8,944	83.9%	28,043	79.4%
Bachelor degree & higher	1,118	14.0%	1,717	16.1%	7,262	20.6%
<b>2013 Households</b>	<b>3,753</b>		<b>4,844</b>		<b>15,863</b>	
Persons per household	2.68		2.75		2.74	
Average household income	\$ 91,634		\$ 113,452		\$ 116,065	
<b>2013 Occupied Dwellings</b>	<b>3,753</b>		<b>4,844</b>		<b>15,863</b>	
Owned dwellings	3,037	80.9%	4,062	83.9%	13,502	85.1%
Rented dwellings	716	19.1%	782	16.1%	2,361	14.9%
Dominant building type	Houses		Houses		Houses	
Dominant period of construction	1971-1980		1971-1980		2001-2006	
<b>Dominant Demographics</b>						
Official Home Language	English		English		English	
Non-official Home Language	Polish		Polish		Polish	
Top 3 visible minorities	South Asian Latin American Black		South Asian Latin American Black		South Asian Latin American Black	