

**RETAIL SPACE AVAILABLE FOR LEASE
ALLISTON MARKET VILLAGE
Young Street (Hwy 89) & 8th Avenue**




Richard Green

Broker of Record
Goudy Retail Consulting Services
Real Estate Brokerage
(416) 931-4636

Len Goudy

Broker of Record
Goudy Real Estate Corp.
Real Estate Brokerage
(416) 830-0880



Goudy Real Estate Corp.

Real Estate Brokerage

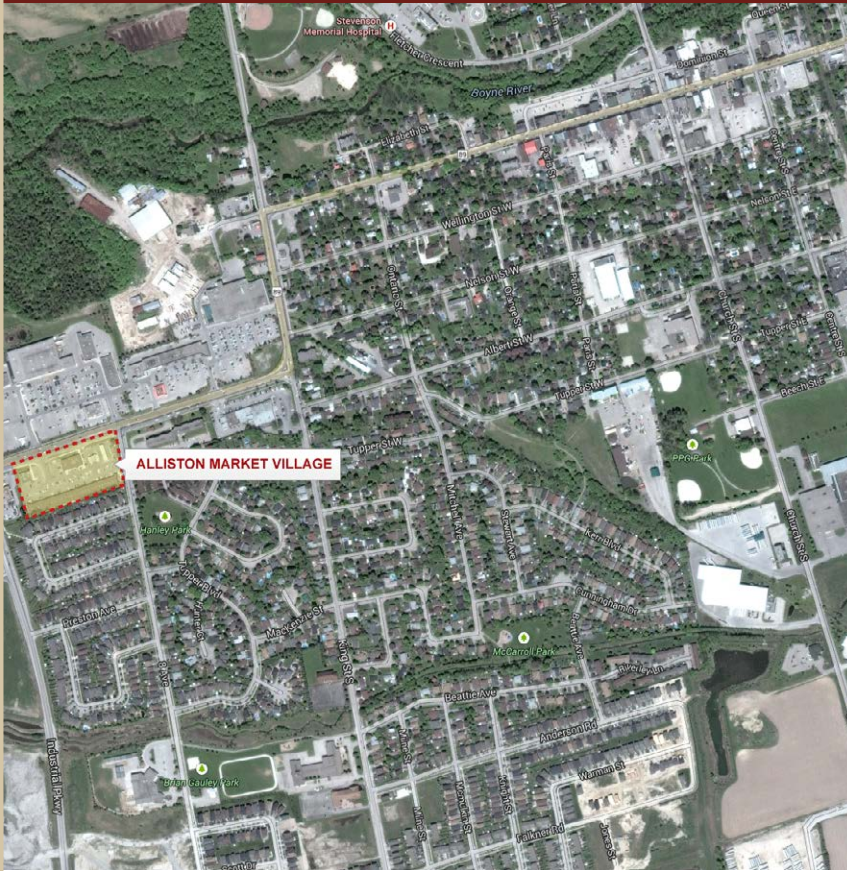
Commercial Real Estate
Sales & Leasing

505 Hood Rd., Unit 20, Markham, ON L3R 5V6 | (905) 477-3000
www.goudyrealestatecorp.com

The information contained herein has been provided to Goudy Real Estate Corp. by others. We do not warrant its accuracy. You are advised to independently verify the information prior to submitting an Offer and to provide for sufficient due diligence in an offer. The information contained herein may change from time to time without notice. The property may be withdrawn from the market at any time without notice.

ALLISTON MARKET VILLAGE

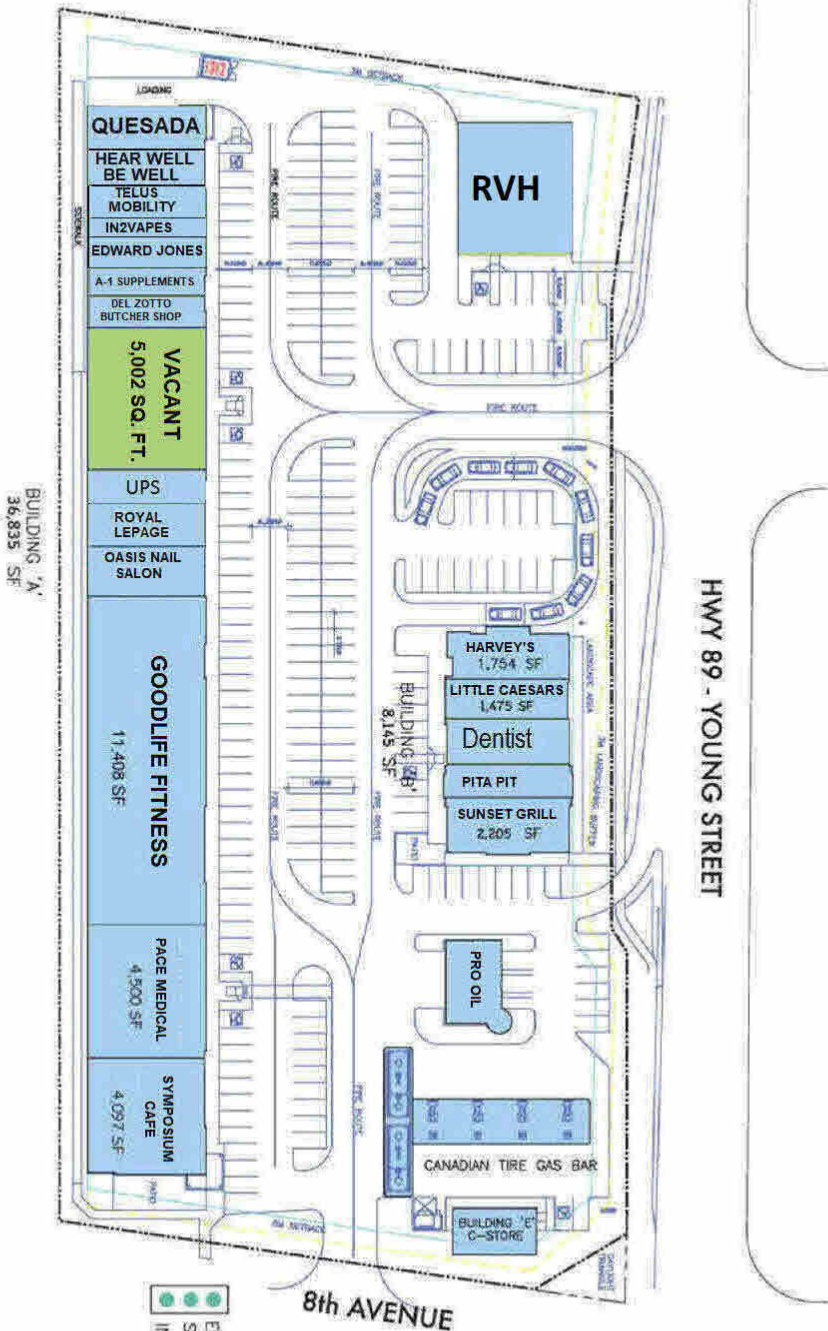
Aerial and Details of Site



- Features:** Signalized Intersection with full turns into the site
New building ready for immediate occupancy. 53,000 s.f. Retail Centre
Dynamite Retail Node with Zehrs, Sobey's, Joe Fresh, Canadian Tire, LCBO, Pharma Plus, CIBC, Staples, Mark's, Sport Chek, McDonalds, Tim Horton's, several restaurants, retailers, and service establishments
- Tenants:** Join Goodlife Fitness Club, Bulk Barn, CTC Gas Bar, Del Zotto & Son Butcher Shop, Harvey's, Little Caesar's, Oasis Nails & Spa, Pita Pit, Pro Oil, UPS, Symposium Cafe, and Sunset Grill
- Community:** Between 2006 and 2011, the population grew by 23% which is the largest growth of any community within Simcoe County
- Industry:** Honda of Canada have 3 manufacturing plants in Alliston and have a work force of over 4,000

ALLISTON MARKET VILLAGE Site Plan

ALLISTON MARKET VILLAGE, ALLISTON, ONTARIO



BUILDING A
36,835 SF

BUILDING B
8,145 SF



ALLISTON MARKET VILLAGE

Trade Area Demographics

2013 Demographic Snapshot	100 Young St, Alliston ON 2 kilometer ring		100 Young St, Alliston ON 5 kilometer ring		100 Young St, Alliston ON 10 kilometer ring	
		%		%		%
Total Population						
2008 estimated	9,956		12,928		21,941	
2013 estimated	10,970		15,298		24,864	
2018 projected	11,897		16,856		26,931	
% Pop. Change (2008-2013)	10.2%		18.3%		13.3%	
% Pop. Change (2013-2018)	8.5%		10.2%		8.3%	
2013 Total Population by Age	10,970		15,298		24,864	
0 to 4 years	648	5.9%	975	6.4%	1,313	5.3%
5 to 19 years	2,118	19.3%	2,941	19.2%	4,383	17.6%
20 to 24 years	829	7.6%	1,096	7.2%	1,672	6.7%
25 to 34 years	1,461	13.3%	2,072	13.5%	2,866	11.5%
35 to 44 years	1,585	14.4%	2,268	14.8%	3,283	13.2%
45 to 54 years	1,769	16.1%	2,398	15.7%	3,909	15.7%
55 to 64 years	1,191	10.9%	1,644	10.7%	3,019	12.1%
65 to 74 years	721	6.6%	1,004	6.6%	2,406	9.7%
75 years & over	648	6%	901	6%	2,013	8%
Median Age	37.8		37.6		41.9	
2013 Total Census Families	3,004		4,135		7,096	
Average Persons Per Family	3.1		3.1		3.0	
Total Couples	2,405	80.1%	3,398	82.2%	6,111	86.1%
Without children at home	916	30.5%	1,296	31.3%	2,881	40.6%
With children at home	1,490	49.6%	2,102	50.8%	3,230	45.5%
Lone-parent families	599	19.9%	737	17.8%	985	13.9%
Children Per Census Family	1.2		1.2		1.1	
2013 Educational Attainment (15 years+)	8,910		12,145		20,383	
Less than a bachelor degree	7,913	88.8%	10,665	87.8%	17,656	86.6%
Bachelor degree & higher	997	11.2%	1,480	12.2%	2,727	13.4%
2013 Households	4,190		5,611		9,354	
Persons per household	2.60		2.67		2.62	
Average household income	\$ 86,939		\$ 90,560		\$ 98,767	
2013 Occupied Dwellings	4,190		5,611		9,354	
Owned dwellings	3,259	77.8%	4,390	78.2%	7,902	84.5%
Rented dwellings	931	22.2%	1,221	21.8%	1,453	15.5%
Dominant building type	Houses		Houses		Houses	
Dominant period of construction	1971-1980		2007-2011		2007-2011	
Dominant Demographics						
Official Home Language	English		English		English	
Non-official Home Language	Other Languag...		Italian		German	
Top 3 visible minorities	Filipino West Asian Black		Filipino West Asian Black		Filipino Latin American South Asian	